


Year 1

Phonics Screening Check

poth




spike

keb



torn




What is Phonics?

Phonics is a way of teaching children to read and write. They are taught to read by:

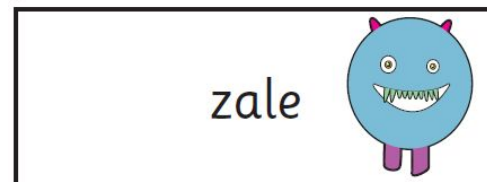
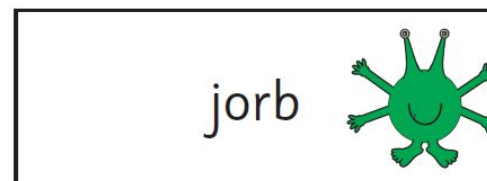
- Recognising the sounds that each individual letter makes.
- Identifying the sounds that different combinations of letters make eg. 'sh', 'oo', 'ear' and 'igh'.
- Blending these sounds together from left to right to read a word.

Children can then use this knowledge to segment and blend new words that they hear or see.



What is the Phonics Screening Check?

- Introduced by the government in 2012
- Tests children's ability to read a range of words
- 40 real and alien (made-up) words
- Completed with a familiar adult



- Split into 2 sections:
 1. Simple words
 2. More complex words

Terminology

Phoneme – Smallest unit of sound.

Grapheme – How a sound is written.

Digraph – A grapheme containing two letters (ay, oi, or, sh), makes one sound.

Split digraph - A grapheme containing two letters, separated by another letter (a_e, o_e).

Trigraph - A grapheme containing three letters (igh).

What do children need to know?

s 	a 	t 	i 	p 	n 	c 	k 	e 
h 	r 	m 	d 	g 	o 	u 	l 	
f 	b 	ai 	j 	oa 	ie 	ee 	or 	
z 	w 	ng 	v 	oo 	y 	x 	ch 	
sh 	th 	qu 	ou 	oi 	ue 	er 	ar 	

ai 	a-e	ee 	ea	ie 	y
ay		ee		igh	i-e
oa 	o-e	ue 	u-e	er 	ur
ow		ew		ir	
or 	al	oi 	oy	ou 	ow
au	aw				

What do children need to know?

ai ay		a-e	ee ew		ea	ie igh		y i-e
oa ow		o-e	ue ew		u-e	er ir		ur
or au		al aw	oi oy		oy	ou ow		ow

pie

light



fly

time

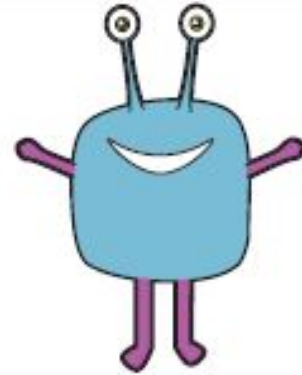
What do children need to know?

- At school we teach children to spot the digraphs or trigraphs within a word.
- They then say the sounds in the word.
- Finally, they blend the sounds together to read the word.

bluns



skarld



groiks



strabe



props

strike

spoilt

playground

sandpit

How will it be administered?

- The PSC is administered to all Year 1 during the month of June.
- The child will read the words 1:1 with a known adult. The check usually takes between 4 and 9 minutes for each child to complete.

What happens after the Phonics Screening Check?

- In previous years the pass threshold has been 32/40.
- 2025 School Data - 79% National Data - 81%
- 2024 School Data – 84% National Data - 81%
- 2023 School Data – 77% National Data - 79%
- 2022 School Data – 100% National Data – 75%
- 2019 School Data – 93% National Data – 82%
- The results of the check will be shared with you at the end of the school year.
- If your child has not met the required standard, we will talk to you about the support we put in place to help him or her to improve. Your child will then complete the PSC again in June 2027.

What are we doing to support children in school?

- Daily Jolly Phonics lesson
- Reading sessions throughout the week
- Regular phonics assessments, including completing a previous Year 1 Phonics screen to inform our teaching.
- Displays around school and regular opportunities to apply their phonic skills.



What can I do to support my child?

- Reinforce the phonics your child is learning in school by:
 - Listening to them read regularly
 - Practising reading and writing spellings
- Look for digraphs and trigraphs and sound out unfamiliar words.
- Blend words.
- Phonics Screening practice materials on the website [□ Parents](#) [□ Phonics](#).
- Share stories and enjoy reading together.

Happy Reading!

Questions

Please contact me with any questions either:

- By emailing the school office
admin2639@we-learn365.com