

Welcome to Acorns Primary School

Little Acorns Nursery and Reception Class



Information Booklet for
Reception 2025 - 2026

Welcome

We are delighted to welcome you and your child to Acorns Primary School. Many of you will be familiar with our setting as your child will have been with us in Nursery whilst for others, our setting will be new. As parents you have already been instrumental in supporting your child's development through their early years. This booklet is intended to inform you how best to help prepare your child for school and their year in Reception. We hope you find it useful. Please keep hold of it so you can refer to it at a later date.



School Information



School Address

School Close
Long Compton
Shipston-on-Stour
Warwickshire CV36 5LA

Telephone Number

Main School: 01608 684654

Email

admin2639@welearn365.com

Website

www.acornsprimary.co.uk

Staff 2025-2026



Mr. Christian Hilton
Trust CEO



Mrs. Hannah Young
Head Teacher



Mrs. Claire Austin
Class Teacher



Mrs. Claire Hicks
Teaching Assistant



Mrs. Catherine Wright
Office Administrator



Mrs. Lisa Pang
Trust SENDCo

Our Vision and Values

FROM LITTLE ACORNS MIGHTY OAKS GROW



OUR MISSION

We are **compassionate** - we ensure everyone belongs in our school community by recognising and nurturing diversity and equity.

We are **curious** - we create memorable experiences and aspirational journeys.

We are **courageous** - we can make a positive difference through determination and perseverance.

OUR VISION

We will make a promise of excellence and unswerving devotion to create a community where each little acorn belongs. Through mutual respect and honesty, we will encourage and nurture.

We will lay the foundations to develop an enduring love of learning and ambition so pupils feel empowered to steer their own lives, challenging and supporting those around them.

We will motivate and provide direction and purpose so children build a sense of community they are proud to be a part of.

We will serve our whole school community to mastermind journeys and create memories to allow our mighty oaks to flourish.

SCHOOL VALUES



Compassion



Curiosity



Courage

TRUST VALUES

Relationships

Excellence

Service

Passion

Ethics

Collaboration

Trust



<https://www.acornsprimary.co.uk>

Acorns 3Bs



From Little Acorns, mighty oaks grow.

Learn, Grow, Succeed Together.



Compassion, Curiosity, Courage

Be ready.



Be respectful.



Always do my best.



Be ready: embrace high standards in all we do; come to school with a ready to learn attitude (properly equipped and wearing school uniform); ensure high attendance and punctuality; be ready for learning; attend parents' evenings and workshops to support learning and wellbeing; communicate effectively.

Be respectful: value, respect and include everybody; care for all children in school; create a safe and happy environment in which every child matters; move around school safely; support school's policies.

Always do my best: be compassionate, curious and courageous; celebrate successes; learn from mistakes; support home learning; work in partnership; stay safe online; make the most of every minute minute of learning and social times; enjoy being part of the school team.

School Uniform

You can order uniform with our school logo by going directly to <https://www.pbuniform-online.co.uk/acornsprimary>.

Girls - white polo shirt, black skirt, pinafore or trousers/shorts, burgundy sweatshirt or cardigan, black socks or tights, sensible black shoes (no boots). Optional yellow gingham dress in the summer term with white socks.

Boys - white polo shirt, black shorts or trousers, burgundy sweatshirt or cardigan, black socks, sensible black shoes (no boots).

PE Kit - orange school PE T-shirt, black shorts, leggings or tracksuit bottoms, their usual school jumper or cardigan and trainers (velcro fastening only please). Children are to come to school ready dressed in their PE kit on PE days.



On entry to Little Acorns, each child is given a calico bag in which to keep a change of clothes - accidents do happen whether they be toilet, water play or paint related. At the start of the year, please send in a plastic bag with pants, trousers/skirt, socks/tights, t-shirt and jumper for us to store in your child's calico bag. These spare clothes need not be uniform. We will send home a clothing slip to let you know if/when any items need replenishing during the year.



Book Bags

Your child will also require a burgundy book bag: we will use your child's book bag to send home library books, art work and other important information. Please check your child's book bag each evening. Please do not use backpack style bags as they do not easily fit in the children's drawers. We also ask that water bottles are carried separately and not stored in book bags, as leakages can damage books and other resources.

Footwear in Little Acorns

Sensible Black Shoes - no laces please. Children need to be able to manage taking their shoes off and putting them on again themselves as they change shoes a few times each day.

Indoor shoes - Children change into their indoor shoes on arrival to school. Again, these must be easy for them to get on and off quickly and independently. These are black canvas pumps/plimsols. We have found the traditional type with elastic gusset(s) are far more hardwearing than those with velcro fastenings.

Wellington boots - for use in the outdoor classroom.

The indoor shoes and wellington boots stay at school and are sent home on a termly basis for cleaning and to check their size/fit.

It is important to make sure that ALL of your child's clothing and footwear is clearly named. Children need to be able to recognise their own name labels.

No nail polish or jewellery other than stud earrings should be worn to school. Long hair should be tied back.

Your child will need to bring a named water bottle (water only please) and hats / coats suitable for the weather conditions. Sunscreen must be applied before each school day when required.

Do encourage your child to try to dress themselves. Try not to automatically do it for them because it is quicker! Skills like getting coats on and off, taking their own jumper off and putting wellies on will be essential in their first year at school.

School meals and snacks

Universal Infant Free School Meals entitle a free school meal to all children in Reception, Year 1 and Year 2. Meals for Key Stage 2 cost £2.70 per day. School meals need to be ordered on ParentPay by midnight on Sunday for the week ahead. If your child is joining us for the first time in Reception, a ParentPay account activation letter and code will be sent to you once your child starts school. Meal orders for your child's first week will be taken via email from the school office.

Our hot meals are very popular with children. They are freshly cooked each day by our school cook, using locally produced ingredients where possible. There is always a choice of two hot meals and menus are viewable on both ParentPay and our school website to help you work with your child to pick school meals together. Alternatively you may wish to provide your child with a healthy and balanced packed lunch.

Each morning, the children have a piece of fruit and a drink of milk or water. Snack time provides an opportunity for children to experience new tastes, chat about healthy eating and practise good table manners.

Fruit is provided free of charge for all children from Nursery to Year 2.



Children under 5 years old can be registered for FREE milk at school. Please visit www.coolmilk.com and select 'Register your child for milk,' then follow the on-screen instructions to register. Once your child reaches their fifth birthday, you will be sent a letter offering the option to continue on the parent payment scheme.

The Government gives schools extra money to help children from lower income families. This funding is called 'Pupil Premium'. It is simple to check whether you are entitled, you just need to call Warwickshire County Council on 01296 358189 or visit their website at www.warwickshire.gov.uk/freeschoolmeals

Health

Please inform the teacher of any medical needs that your child has on the school admission form.



Headlice

You should check your child's scalp for head lice regularly. This is a common problem in schools but can be quite easily treated. Ask the staff or a doctor or pharmacist for advice, if necessary. Regular combing with a special head lice detection comb and conditioner is required. If you find your child does have headlice, you should treat your child (and all members of the family) before they come back to school. Please let us know so we can anonymously inform other parents so they can check and treat their children if necessary.

Health Checks

Children's height, weight and vision are usually checked during the Reception year.

Asthma

If your child is asthmatic, please supply us with a named inhaler with instructions on frequency of use and sign the appropriate permission slip, which can be obtained from the school office. Inhalers will be kept in the classroom for easy access. Please check regularly that there is sufficient medication and that it is still within its 'use by' date.



Should your child need any medication in school, please complete a permission slip at the office.

Vaccinations

Children are offered the nasal flu vaccine during the autumn term, provided by the school health service in school.

Sickness and diarrhoea

If your child is sick or has diarrhoea, please keep them at home for 48 hours after the last bout of sickness/ diarrhoea, even if they appear to have recovered. It is so easy for infection to spread in the school unless we all take care. Please note the suggested times for keeping your child away from school if they suffer from any of the following illnesses:

Absence

Should I keep my child off school?

Yes

Until...

Chickenpox	at least 5 days from the onset of the rash and until all blisters have crusted over
Diarrhoea and Vomiting	48 hours after their last episode
Cold and Flu-like illness (including COVID-19)	they no longer have a high temperature and feel well enough to attend. Follow the national guidance if they've tested positive for COVID-19.
Impetigo	their sores have crusted and healed, or 48 hours after they started antibiotics
Measles	4 days after the rash first appeared
Mumps	5 days after the swelling started
Scabies	they've had their first treatment
Scarlet Fever	24 hours after they started taking antibiotics
Whooping Cough	48 hours after they started taking antibiotics

No

but make sure you let their school or nursery know about...

Hand, foot and mouth	Glandular fever
Head lice	Tonsillitis
Threadworms	Slapped cheek



Advice and guidance

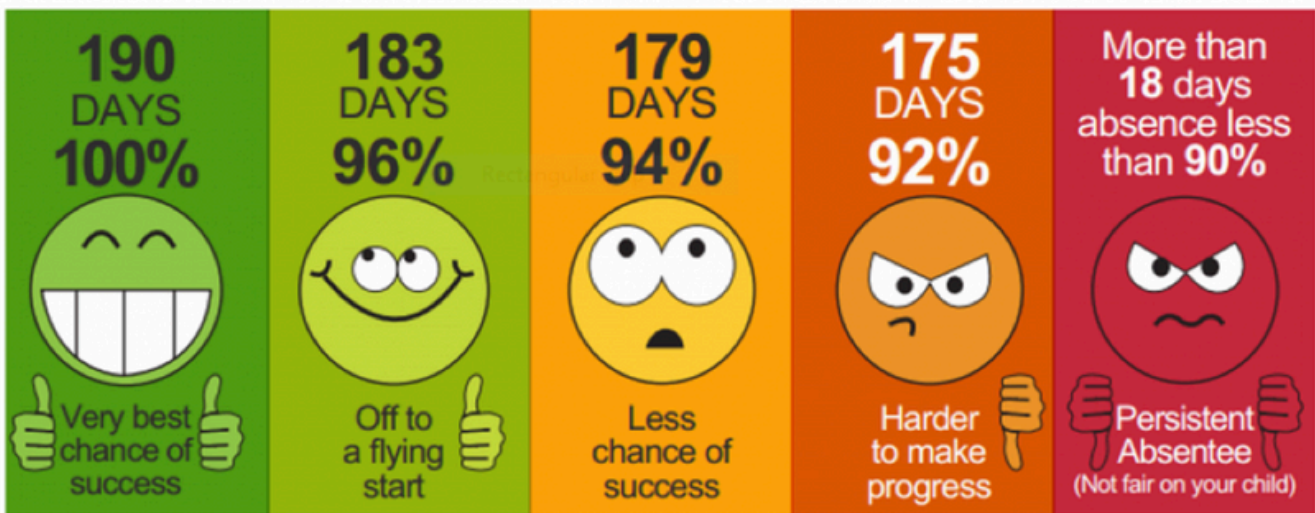
To find out more, search for health protection in schools or scan the QR code or visit <https://qrco.de/minfec>.

If your child is absent, please contact the school office on or before their first day of absence. We are obliged to contact parents of children who are not in school.

Attendance

We encourage good attendance and punctuality right from the start to support children's learning and development. Our school attendance target is 97%.

There are **190** days in a school year which leaves **175** days to spend on family time, shopping, appointments and other things.



Headteachers only have the legal authority to grant leave of absence (including holiday) during the school term in exceptional circumstances. Parents should ensure holidays are taken within the thirteen weeks of school holidays. If you do need to request leave of absence, please contact the school office.

Toileting

We anticipate that when children enter Little Acorns, they will need only minimal support with going to the toilet and will know when to excuse themselves without leaving it too late. We understand that occasionally a child may still be finding toilet training a challenging experience and we will do everything we can to help, but in normal circumstances we do not expect this to be necessary for any more than the first few weeks.

If you do have any concerns about your child's toileting please do let us know.

The School Day

Reception children will be welcomed into school from 8.35am for the start of the school day which begins promptly at 8.45am. Children will be greeted by a member of staff and say their goodbyes at the gate, before heading up the path and into the classroom. Once inside, children organise their belongings before changing into their indoor shoes and getting ready to start the day. We encourage parents and carers to allow their children to take charge of their coats, bags, shoes and other belongings to foster independence. Staff will be on hand to support the children with these first tasks as necessary.

Lunchtime is at 12pm and the end of the school day is 3.15pm. At the end of the day, children will be dismissed to parents /carers from the gate at the bottom of the path.

For safety reasons, we do not let any child go without a designated adult so if, for any reason, you are going to be late, or your child is going to a friend's house to play after school or somebody different is collecting your child, it is essential that you inform the school office in advance. Please make us aware of regular pick-up arrangements at the start of term.

Settling in / transition arrangements

Children who come for our stay and play sessions and transition morning are usually very keen to start coming in on their own. Many children skip through the door on their first morning and settle immediately. Some children find the separation a little more difficult, as do some parents. We want your experience to be as smooth and uneventful as possible and will support the settling-in of your child in every way we can.

Term Dates 2025-2026

Autumn Term 2025

Designated Teacher Training Day	Monday 1st September Tuesday 2nd September
Term Starts	Wednesday 3rd September
Designated Teacher Training Day	Friday 24th October
Half Term	Monday 27 October - Friday 31st October
Term ends	Friday 19th December (1.30pm)


Spring Term 2026

Designated Teacher Training Day	Monday 5th January
Term Starts	Tuesday 6th January
Half Term	Monday 16th February - Friday 20th February
Term ends	Friday 27th March

Summer Term 2026

Term Starts	Monday 13th April
May Day Bank Holiday	Monday 4th May
Half Term	Monday 25th May - Friday 29th May
Term ends	Friday 17th July
Designated Teacher Training Day	Monday 20th July*

Breakfast Club



ACORNS BREAKFAST CLUB

START YOUR
DAY RIGHT AT
**BREAKFAST
CLUB**

Breakfast Club is for children from Reception - Year 6 at Acorns Primary School, EVERY MORNING during term time from 8am. Enjoy a healthy breakfast and some fun activities before school starts.

£4.50 per day.
Held in the School Hall.

Please contact the school to make your booking.

01608 684654

admin2639@we-learn.com
www.acornsprimary.co.uk



After School Care

After School wraparound care (Reception - Year 6) is provided by Onside Coaching and can be booked via: acorns.onsidelive.co.uk



Road Safety

The safety of the children in our care is our highest priority. We work closely with the Road Safety Team at Warwickshire County Council to run road safety workshops, activities and assemblies for all children across the school throughout the year.

In Little Acorns, we are visited by Warwick Bear who uses songs and stories to teach the children the Warwickshire Road Safety Code:

- THINK about roads
- STOP before the kerb and wait
- LOOK and LISTEN for traffic
- THINK about what to do
- CROSS SAFELY with an adult, always holding hands.

We revisit this regularly with the children and have our own Warwick Bear in school as well as an array of stories to teach and reinforce messages about personal safety.

Given our location close to the main road and with vehicular access to School Lane and the staff carpark, it is essential that children are holding hands with a parent / carer when walking to and from school, whilst waiting to enter the classroom each morning and immediately upon dismissal from the gate. We regularly remind the children how important this is and appreciate your support with this matter.

Please note that parents are not permitted to park in the staff carpark but may use the parking available at the village hall. Please be respectful of our neighbours when parking for drop off and collection.



Communication

Parents are encouraged to share any comments, concerns or useful observations with us. Staff are available at the beginning and end of the day/session for brief conversations or you can make an appointment to see the teacher via the school office. In addition, there will be many opportunities throughout the year for us to come together to talk about your child and their learning.

Curriculum and Coffee morning: In the first few weeks of the autumn term, you will be invited to attend a curriculum event focusing on the Early Years Foundation Stage Curriculum, including the teaching of Literacy and Mathematics in Reception.

Parents Evening: During the year, there will be formal occasions when you will be invited to discuss your child's progress with their teacher.

Special events: Parents are invited to attend our monthly Family Assemblies, performances and sports days etc. You will be advised of these through School PING, reminders on newsletters and via Seesaw.

Parent Drop In: You are invited to our half termly Parent Sharing events to look at your child's work in their paper Learning Journal and on display.

Seesaw: Parents are invited to register to view their child's learning using the Seesaw app. Throughout the year, we will post regular whole class updates and photographs sharing recent highlights. Seesaw invites will be sent at the start of the new school year.

Curriculum Newsletter: Shared via PING and available on our school website, you will be able to access a half termly Curriculum Newsletter that lets you know all about our topic for the half term ahead and key dates for your diary.

Newsletter: Shared via PING and available on our school website, our Newsletter is a celebration of everything we have been doing across the school and a reminder about upcoming events and important dates.

Just as a reminder, almost all of our communication is now online through the following channels. You will also find lots of useful information on our school website

<https://www.acornsprimary.co.uk/>

- School Ping - For all essential messages communicated from the school office.
- ParentPay - For all payment items including school meals, trips, visitors and event.
- Seesaw - Online learning journal for class updates, photographs and recent highlights.

Early Years Foundation Stage


The Early Years Foundation Stage (EYFS) curriculum is designed to support your child's learning from birth to five years old. It's built around seven interconnected areas of learning and development. Three areas are particularly crucial for igniting children's curiosity and enthusiasm for learning, forming relationships and thriving, and building capacity to learn: Communication and Language, Physical Development and Personal, Social and Emotional Development. These prime areas are strengthened and applied through four specific areas: Literacy, Mathematics, Understanding the World and Expressive Arts and Design. These 7 areas help us ensure a broad and balanced education, preparing your child for Year 1 and beyond.

Communication and Language

This area focuses on giving children opportunities to experience a rich language environment. We encourage them to:

- Develop confidence and skills in expressing themselves.
- Speak and listen in a range of situations.
- Understand and follow instructions.
- Develop their vocabulary and ability to tell stories.

How you can help at home: Model good listening by taking time to listen to what your child has to say, chat with your child about their day, read stories together, sing songs and rhymes, and encourage them to express their feelings and ideas.



Physical Development

This area involves providing opportunities for children to be active and to develop their coordination, control, and movement. It also helps children understand the importance of physical activity and making healthy choices. Children will develop:

- Gross motor skills (large movements like running, jumping, climbing).
- Fine motor skills (smaller movements like drawing, writing, using scissors).

How you can help at home: Gross motor - Encourage outdoor play in the garden or at the park, go on walks and bike rides. Fine motor - threading, puzzles, cutting with scissors, drawing and colouring, building with bricks, playdough and plasticine, using cutlery.



Personal, Social and Emotional Development (PSED)

PSED is about helping children develop a positive sense of themselves and others. This includes forming relationships, developing social skills, and learning how to manage their feelings. We focus on:

- Developing independent, confident learners.
- Learning how to interact with others and build friendships.
- Learning to manage feelings and behaviour.
- Understanding and following expectations and routines.
- Managing personal hygiene and toileting needs independently.

How you can help at home: Talk about emotions, encourage sharing and turn-taking during play, and praise their efforts in being kind and helpful. Encourage and develop independence with toileting (including washing and drying hands) dressing and eating.




Literacy

This area focuses on comprehension, reading and writing skills. Children will learn to:

- Develop a love of reading and books.
- Learn letter sounds and blending skills to decode words.
- Read and understand simple sentences.
- Develop their writing skills, forming letters and words.
- Express their ideas through writing.

How you can help at home: Read to your child everyday - enjoy talking about what is happening in the pictures and encourage them to join in with familiar stories, visit the library and share library books sent home from school. Once sent home in September, practise letter sounds, word blending lists and reading books regularly (a minimum of 4 times per week). Encourage mark-making, name writing and emergent (have a go) writing.




Mathematics

This area involves providing children with opportunities to develop and improve their skills in counting, understanding and using numbers, calculating simple addition and subtraction problems, and describing shapes, spaces, and measures. Children will learn to:

- Develop a strong sense of number.
- Count accurately.
- Recall number facts, including number bonds, doubles, one more / less.
- Recognise and describe shapes.
- Understand concepts like size, weight, and capacity.

How you can help at home: Count everyday objects, play lots of games that involve counting, play dice games - recognising the number of spots on the dice without counting, practise recognising numerals on number plates and doors, involve them in cooking (measuring), practise matching skills by laying the table, and talk about shapes you see.



Understanding the World

This area involves guiding children to make sense of their physical world and their community through opportunities to explore, observe, and find out about people, places, technology, and the environment. Children will develop their:

- Knowledge of people and communities.
- Understanding of the natural world (plants, animals, seasons).
- Awareness of technology and its uses.
- Understanding of past and present.

How you can help at home: Discuss different cultures, encourage your child to explore the natural environment, talk about how everyday technology works, provide lots of materials for your child to create with (boxes, tubes, tape, glue, sticks and leaves), look at family photos, talk about events that have happened and will happen.



Expressive Arts and Design

This area enables children to explore and play with a wide range of media and materials. It provides opportunities and encouragement for sharing their thoughts, ideas, and feelings through a variety of activities. This includes:

- Art and design (painting, drawing, sculpting).
- Music (singing, playing instruments).
- Dance and movement.
- Role-play and imaginative play.
- Developing an appreciation for different forms of expression.

How you can help at home: Encourage painting, drawing, and play with malleable materials - plasticine, playdough, clay, sand. Make patterns and pictures with natural materials. Listen to different types of music, sing songs and explore rhythm through clapping, stamping and dancing, encourage dressing up and imaginative games.



Cornerstones

At Acorns Primary, we follow the Cornerstones curriculum from Nursery to Year 6. This provides us with an ambitious, knowledge-rich curriculum that develops children's understanding of concepts and builds their skills. Our topics enable children to make links across the areas of learning and provides them with the foundational knowledge and skills for their future education and lives. Our topics begin with an exciting engage stage to spark the imagination and curiosity of young minds, before moving into the develop stage where children acquire new knowledge and skills. The children then have an opportunity to apply this new learning through an imaginative and inventive innovate project. Finally, children present and share their learning in our express stage. We have a new main topic each half term in Little Acorns, which is accompanied by a shorter companion topic looking at seasonal changes or culturally significant events.


Our full curriculum offer for Nursery and Reception can be viewed on our website

<https://www.acornsprimary.co.uk/early-years-nursery-and-reception/>



Curriculum Topics 2025-2026

Autumn




Let's Explore




Marvellous
Machines

Spring




Long Ago



Dangerous
Dinosaurs

Summer



Animal Safari



On the Beach

Assessment

Reception Baseline Assessment (RBA): Your child will be participating in the Reception Baseline Assessment (RBA) within the first 6 weeks of starting school. The purpose of the assessment is to provide the starting point for a progress measure that will help parents understand how well schools support their pupils to progress between Reception and Year 6. The RBA is a short, interactive and practical assessment of your child's early literacy, communication, language and mathematics skills.

In addition to this statutory assessment, we also use the Early Excellence Reception Baseline Assessment Tool. This supports us in looking at your child's current level of development in a holistic way, and enables us to identify and understand your child's unique start point, helping us to tailor our teacher towards their needs.

WellComm screening: We screen all children for possible Speech and Language difficulties upon entry to Little Acorns using the WellComm Toolkit. This supports us in identifying children who are experiencing barriers in their speech and language development, enabling us to intervene early with targeted activities and referrals to speech and language therapy services if required. Any concerns regarding your child's speech and language development will be shared with you and children who require further support will be closely monitored throughout the year.

Early Years Foundation Stage Profile: At the end of the Reception Year, we will complete an Early Years Foundation Stage Profile for your child using our knowledge of what your child knows and can do. Your child's level of development will be assessed against 17 early learning goals (ELGs) across all seven areas of learning in the EYFS, the three prime areas - Communication and Language, Personal Social and Emotional Development, and Physical Development, and the four specific areas - Literacy, Mathematics, Understanding of the World, and Expressive Arts and Design. For each ELG, we will assess whether your child is meeting the level of development expected at the end of Reception, or if they are not yet reaching this level and should be assessed as 'emerging'. The Profile is intended to provide a reliable and accurate assessment of your child's development at the end of Reception in order to support their successful transition to Year 1.